



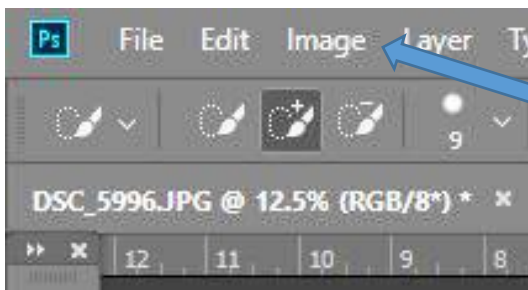
## Resizing your Images for Monthly Projected Competitions

Select your image: - Example Number DSC\_5996

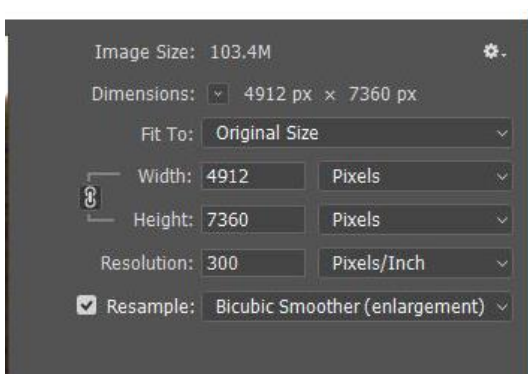
Work on your image – when you are finished and have Saved it, then you can resize it.

**Remember have you Save the Original Image: - DSC\_5996**

### Resizing your image



If you are working in Photoshop, go to Image - Top left - 3<sup>rd</sup> one in



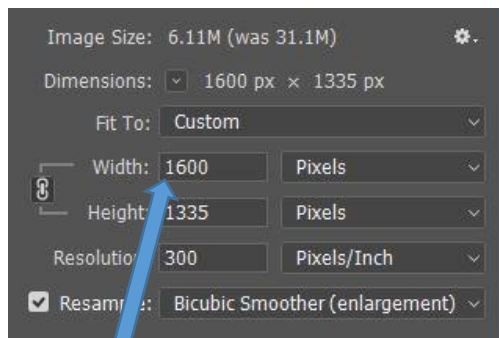
Go to Image size

It will look something like this

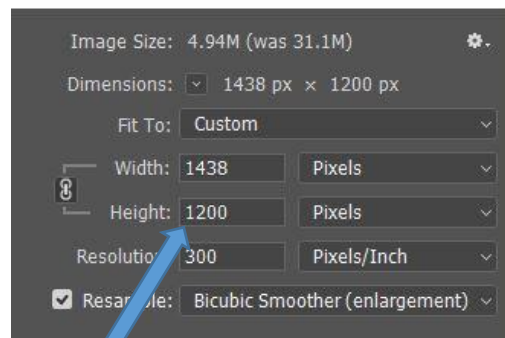
Follow the guidelines

- \* Landscape images to be sized to Max 1600 pixels on the long side.
- \* Portrait images to be sized to Max 1200 pixels on the long side
- \* Square images to be sized to Max 1200 X 1200 pixels

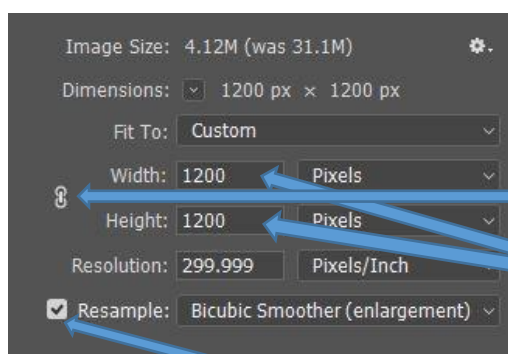
# Guidelines



When resizing for Landscape 1600 Pixels



When resizing for Portrait 1200 Pixels



When resizing your image for a square format there are a few extra things that you should remember.

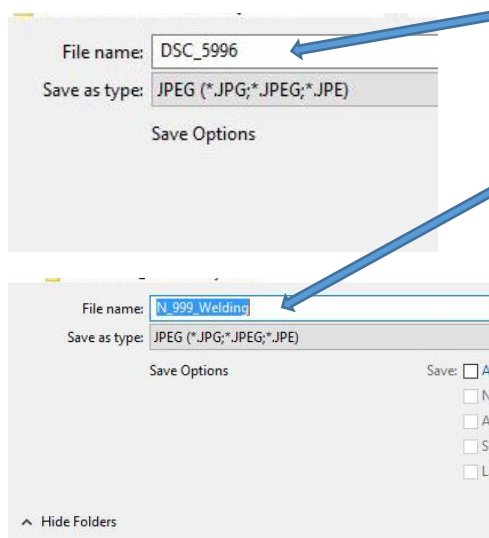
Take off the line between the Width and the Height by clicking on it.

Make sure you enter 1200 in Width and height

Making sure that you have the box  ticked

**Remember to now save your Image for Monthly Competition**

## Saving you image



When you 1<sup>st</sup> go to save your Image, after you have resized it. The original name appears.

**Rename your Image:**  
Enter your Category and underscore  
N\_ or I\_ or A\_

Enter your Own Membership Number and underscore: - It should now look like  
N\_999\_ or I\_999\_ or A\_999\_

Enter your Own Title: - Examples  
N\_999\_Welding  
or  
I\_999\_Welding  
or  
A\_999\_Welding

**Remember the image must be Named only in this format.**

## So now you should have

1. Your image should now be correctly resized
2. Your image should be named correctly:  
Jpeg file must be named and include the following  
\* Your Category \* Membership Number \* Title of Image.  
Example:           N\_999\_Title of image  
                      I\_999\_Title of image  
                      A\_999\_Title of image
3. You can now attach your file to an e-mail and send it to the  
Competition Secretary at [competitionsecretary@kilkennyphoto.net](mailto:competitionsecretary@kilkennyphoto.net)
4. Remember when sending in images, only send the images, do not  
link to external web sites, or zip your files.

**Entries not conforming will be deemed illegible for the competition.**

I hope this information will be helpfully. If for any reason you have difficulty do not hesitate in contacting the Competition Secretary.

Competition Secretary  
[competitionsecretary@kilkennyphoto.net](mailto:competitionsecretary@kilkennyphoto.net)  
Kilkenny Photographic Society